



SHOP SMART. SHOP VALUE
SHOP *differently*



PIR Sensor Night lamp

LCS-LAE-ES-NL01-3000K



Welcome to use LED Night lamp with Motion Sensor!

The product is an energy-saving automatic sensor lamp, adopting integrated circuit and precise detecting components. It gathers automatism, convenience, safety, saving-energy and practical functions. Its performance is stable. It can work in the ambient light less than 10LUX. The lamp can turn on when one enters detection field and can turn off automatically when one leaves detection field.



SPECIFICATION:

Detection Angle: 120°

LED Watt : 2X0.05W

Power Source: 3x AAA Batteries powered (1.5V*3)

Sensor type : Infrared Motion Sensor and photo sensor

Time delay: 30sec

Distance: Max 5m (<24℃)

Color temperature : 3000K

Size: 80x80x25mm

FUNCTION:

- Can identify night: It can work in the ambient light less than 10LUX.
- Time-Delay is added continually: When it receives the second induction signals within the first induction, it will restart to time from the moment.

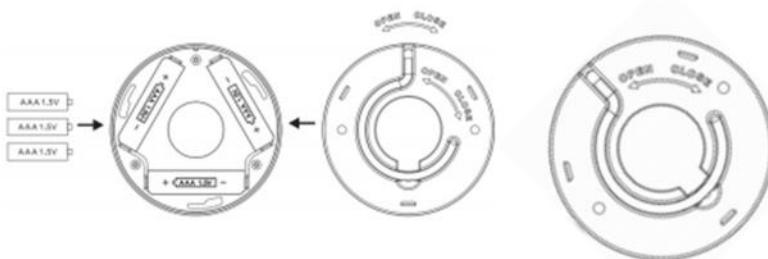


Good sensitivity



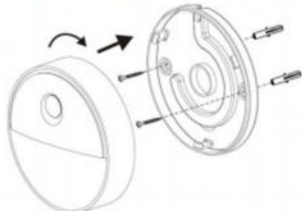
Battery Powered

- Open the bottom lid by rotate it anti-clockwise.
- Put into 3pcs AAA batteries properly.



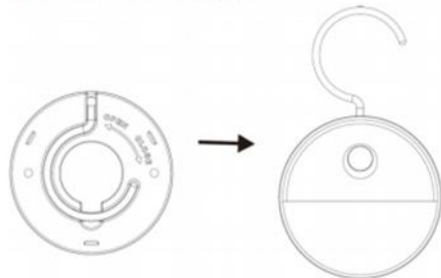
INSTALLATION: (3 OPTIONS)

Option 1: Wall or ceiling mounting by screws



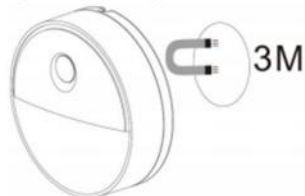
1. Open the Bottom lid anti-clockwise.
 2. Fix the bottom lid with inflated screw on the selected position.
- Put the night lamp to the bottom lid, and twist clockwise.

Option 2: Hook installation



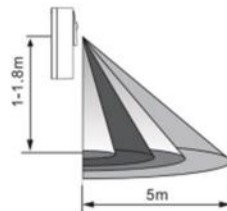
Hanging on the selected position with the hook.

Option 3: Magnet + 3M base

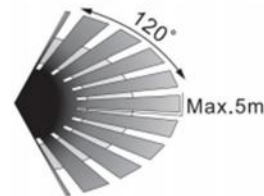


Adsorbed on the metal surface or use the 3M self-adhesive pad to stick on the selected position.

SENSOR INFORMATION:



Height of installation: 1-1.8m



Detection Distance: Max.5m

FEATURE:

- **Motion Sensor night light:** With 120 degree sensing angle as well as a photo sensor, this Indoor Motion Sensor Light will activate only in the dark when it detects movement.
- **Stick Anywhere:** Supplied with a self-adhesive pad, this Indoor Sensor light can be mounted anywhere indoors using the self adhesive pad OR sticky tack for a more temporary fitting!
- **Battery Powered:** This indoor sensor light is extremely versatile and mountable anywhere, not only thanks to it being self adhesive but also owed to the fact this it is battery powered, meaning no wires are needed.
- **Sleep Friendly:** Designed as a night light to guide you around the darkness of the indoors, bright enough for you to see, dim enough not to dazzle or effect the eyes in darkness
- **Power Saving:** This Indoor Motion Sensor light was designed to be extremely low power (3x AAA Batteries) in order to give the best battery life but mainly allows less use of mains light switches and avoids use of over powered lights and lights being left on around the home
- **Compact & Sleek:** At only 80mm Diameter and built with only smooth edges, this Indoor Sensor light is small and compact and provides the most minimal visual disturbance both in the day time and after dark.



MOORABBIN

131-133 Keys Road
Moorabbin VIC 3189

ALTONA

1 Drake Boulevard
Altona VIC 3018

ALBION

35 Sandgate Road
Albion QLD 4010

AUCKLAND

10 Fairfax Avenue, Penrose
Auckland 1061, New Zealand

sales@jh.market
www.jh.market
sales@jhmarket.co.nz
jhmarket.co.nz

AU National: 1300 000 808
Queensland: 1300 000 707
NZ National: 0800 748 848