

theben

310058 04

THE 64B

1690851

SYNCHRONOUS 24 HOUR DIAL




fig. 1




fig. 2

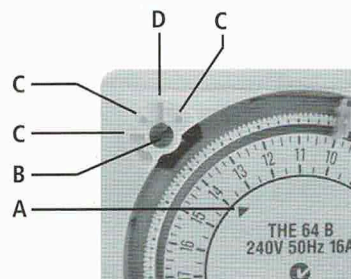


fig. 3

Safety Instructions

Electrical devices should only be connected and mounted by an electrical specialist. The national specifications and applicable safety regulations must be observed. Manipulations and modifications on the switch will result in loss of warranty.

Surface mounting Instructions

Lift the transparent cover off and remove the two screws indicated by arrows (fig. 1). Pull the clock body and the terminal cover from the base. Mount the base (two screws) and connect from the diagram (fig. 2). Note that the terminal 3 is only used when a changeover operation is required.

Flush mounting

Cut panel opening 66 x 66 mm, remove switch from base as above and connect from diagram (fig. 2). Mount on the panel using bracket.

Set switching time

Insert the switching riders to the required positions using red for (ON) and blue for OFF. If more than one switching period in 24 hours is required use the spare riders provided.

Set dial to time

Turn the dial clockwise until the time required is opposite the black insert A.

Switch Position

Check that the switch contacts are in the correct position, i.e. when the slot of the Black insert B (fig. 3) is in line with either of the dots C the switch is OFF (terminals 1-2 open, 2-3 closed). When the slot is in line with the marks D the switch is ON (terminals 1-2 closed., 2-3 open).

Specifications

16 Amp. Maximum switching capacity AC 1/2 Amp AC 3 Inductive load.

The time switches are in accordance with the European directives 73/ 23/ EEC (Low-voltage Directive) and the 89/ 336 EEC (EMC-Directive). If the time switches are used together with other devices in an installation, take care that the complete installation does not cause a radio interference.

Minimum switching periods: 24 HOUR DIAL 30 Minutes

Theben AG
Hohenbergstr. 32
72401 Haigerloch
GERMANY
Tel. +49 7474 692-0
Fax +49 7474 692-150

Service
Tel. +49 7474 692-369
Fax +49 7474 692-207
hotline@theben.de