

theLeda S10 WH

Article number: 1020921

Description

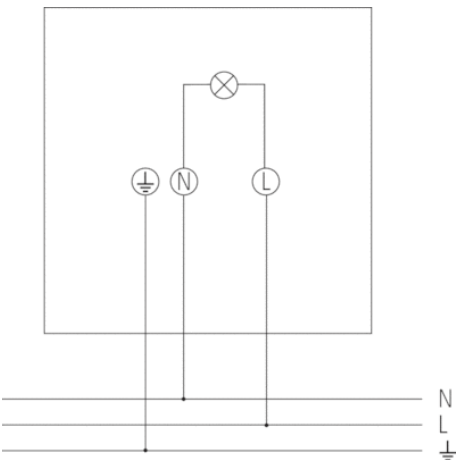
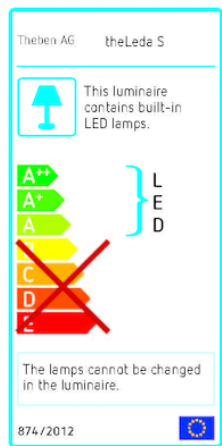


- LED spotlight with motion detector
- 1 LED spot with 10 W (equivalent to 140 W Halogen spotlight)
- Spotlight can be swivelled $\pm 40^\circ$ horizontally, and adjusted 70° downwards, wall-wash functionality by swivelling 180°
- Suitable for outdoor use
- Automatic lighting control based on presence and brightness
- 180° detection angle at a detection range of 10 m
- Area limit via lens attachment
- Orientation light with configurable dimming level
- Short and extended function via manual control system
- Integrated heat sink in housing color
- Direct-LED for maximum light output
- High-tech matrix-LED module
- Single-handed plug-in installation
- Instant start-up possible via factory preset
- Adjustable lux value and switch-off delay
- Settings can be changed without tools

Technical data

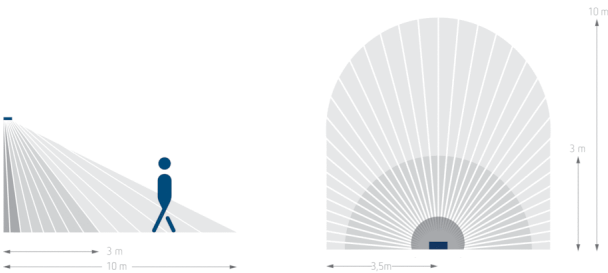
Operating voltage	230 V AC
Frequency	50 – 60 Hz
Stand-by consumption	~0,4 W
Light measurement	Mixed light measurement
Colour	White
Switching output	Light
Installation type	Wall installation
Setting range brightness	2 – 200 lx
LED output (lighting current)	840 lm
Colour temperature	4000 K, neutral white
Detection angle	180°
Installation height	1,8 – 2,5 m
Light switch-off delay	2 s-30 min
Remote controlled	–
Ambient temperature	-20 °C ... +45 °C
Protection class	I
Type of protection	IP 55

Connection example



Detection range

Mounting height (A)	Head on to (r)	Diagonally (t)
2,5 m	3,5 m	10 m



Scale drawings

