

theLeda S20 W BK

Item no.: 1020934



LED spotlights theLeda S

Description

- LED spotlight with motion detector
- 2 LED spot with 10 W each (equivalent to 2x140 W Halogen spotlight)
- Spotlights can be swivelled $\pm 20^\circ$ horizontally, and adjusted 70° downwards
- Suitable for outdoor use
- Automatic lighting control based on presence and brightness
- 180° detection angle at a detection range of 10 m
- Area limit via lens attachment
- Orientation light with configurable dimming level
- Short and extended function via manual control system
- Integrated heat sink in housing color
- Direct-LED for maximum light output
- High-tech matrix-LED module
- Single-handed plug-in installation
- Instant start-up possible via factory preset
- Adjustable lux value and switch-off delay
- Settings can be changed without tools



Technical data

theLeda S20 W BK	
Operating voltage	230 V AC
Frequency	50 – 60 Hz
Stand-by consumption	~0.4 W
Colour	Black
Installation type	Wall installation
Setting range brightness	5 – 200 lx
LED output (lighting current)	2 x 770 lm
Colour temperature	3000 K, warmwhite

theLeda S20 W BK	
Detection angle	180°
Installation height	1.8 – 2.5 m
Light switch-off delay	2 s-30 min
Ambient temperature	$-20^\circ\text{C} \dots 45^\circ\text{C}$
Protection class	I
Type of protection	IP 55

Subject to technical changes and misprints

additional information at: www.theben.de/product/1020934

The load data are determined with exemplary selected illuminants and are therefore typical data due to the large number of available products.

20/07/2020

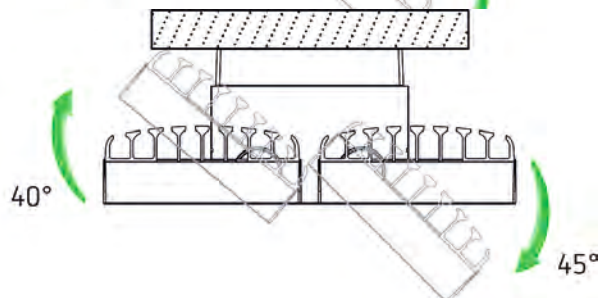
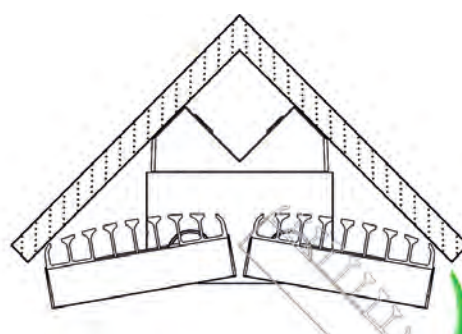
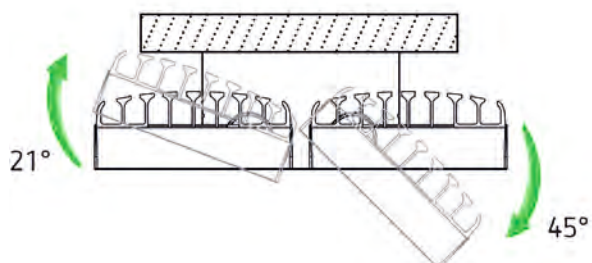
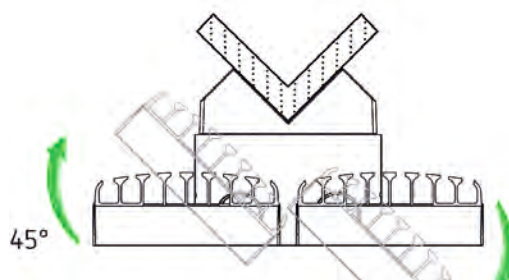
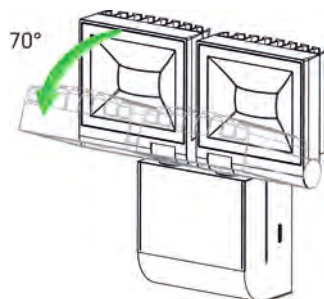
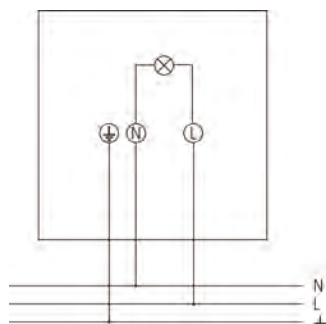
Page 1 of 3

theLeda S20 W BK

Item no.: 1020934

theben
energy saving comfort

Connection example



Detection range for planning applications

Mounting height (A)	Diagonally (t)	Head on to (R)
2.5 m	10 m	3.5 m



Subject to technical changes and misprints

additional information at: www.theben.de/product/1020934

The load data are determined with exemplary selected illuminants and are therefore typical data due to the large number of available products.

20/07/2020

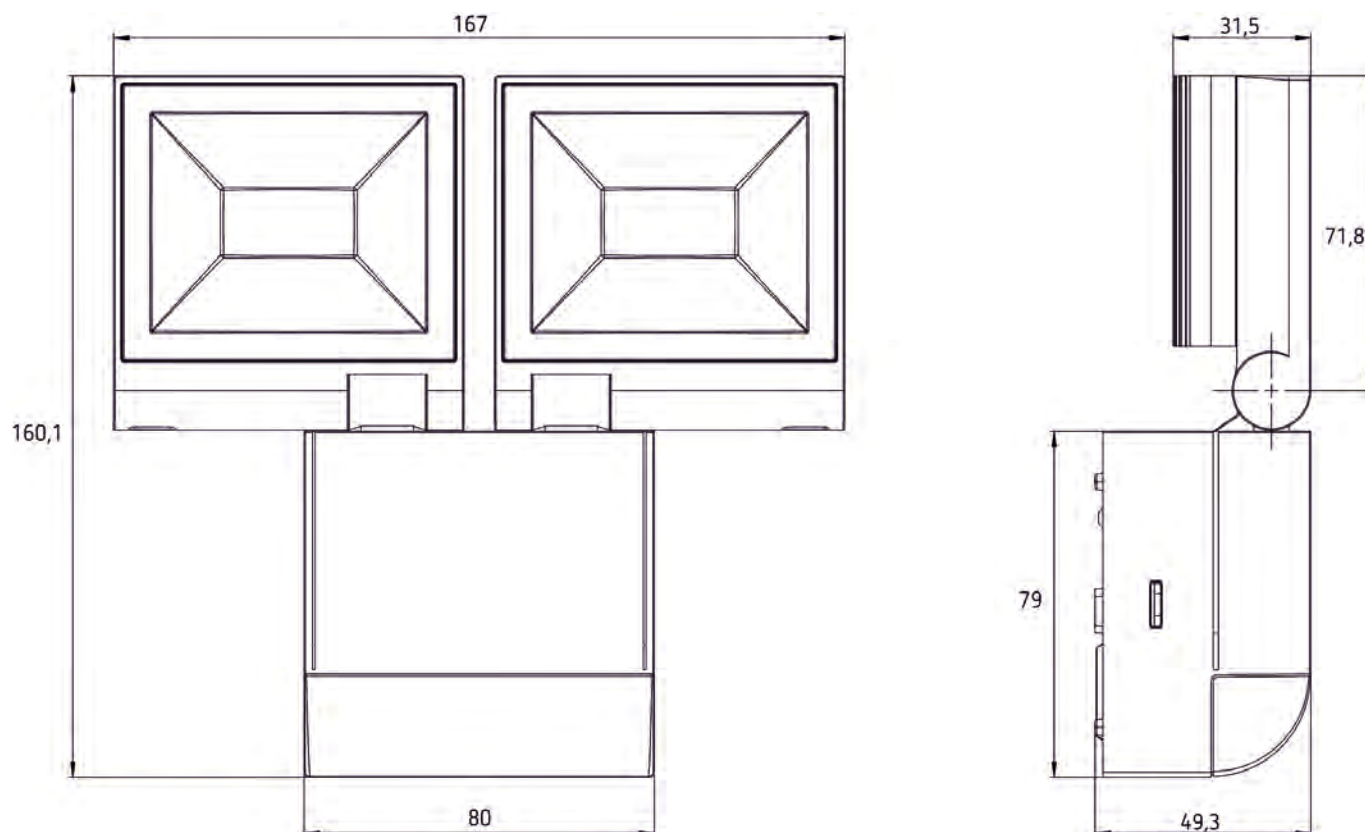
Page 2 of 3

theLeda S20 W BK

Item no.: 1020934

theben
energy saving comfort

Scale drawings



Accessories

Corner angle 10 BK

Item no.: 9070987



Spacer 10 BK

Item no.: 9070988



Subject to technical changes and misprints

additional information at: www.theben.de/product/1020934

The load data are determined with exemplary selected illuminants and are therefore typical data due to the large number of available products.

20/07/2020

Page 3 of 3