

CS-MEB2LE-40-RCBO6-1

MEB2LE-40 RCBO

MICHENG ELECTRIC
PRODUCT DATA SHEET
INSTALLATION GUIDE



- Bidirectional: can connect load to the top or bottom terminals

Specifications

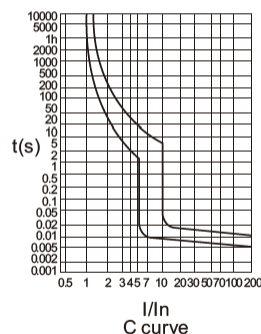
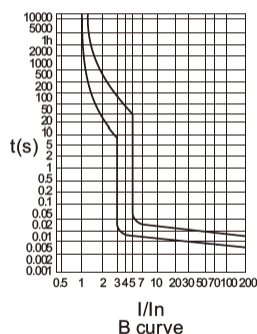
- Compliance: IEC61009-1, AS/NZS 61009.1:2015
- Certifications: CE, CB, UKCA, SAA
- Type(wave form of the earth leakage sensed): AC,A
- Number of poles (P): 1+N
- Rated current I_n (A): 6, 10, 16, 20, 25, 32, 40
- Rated frequency (Hz): 50/60
- Rated voltage U_e (VAC): 230
- Rated insulation voltage U_i (VAC): 500
- Rated residual current $I_{\Delta n}$ (mA): 30, 100, 300
- Rated breaking capacity acc.to IEC61009 ultimate I_{cn} (kA): 6
- Rated residual breaking capacity I_m (kA): 6
- Rated impulse withstand voltage U_{imp} : 4kV
- Rated duty: Uninterrupted duty

.1.

- Dielectric test voltage at ind.freq.for 1min.(kV): 2.5
- Surge current resistance(wave 8/20)(A): 3000
- Tripping characteristic: B,C:
- Characteristic B(I_n): 3-5
- Characteristic C(I_n): 5-10
- Electrical life(times): 4000
- Mechanical life(times): 100000
- Degree of protection: IP20, with connected conductors
- Mounting position: Any
- Conductor cross-sections:
- Solid and stranded(mm²): 0.75-35
- Finely stranded with end sleeve(mm²): 0.75-25
- Terminals:
- Terminal tightening torque(N.m): 2.0
- Ambient temperature(°): -25• +45,max. humidity is 95%

.2.

- Storage temperature(°): -40• +75
- Altitude Max(meters): 2000



.3.

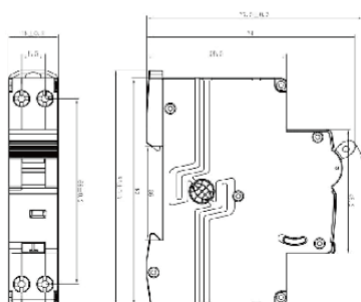
Installation Guide



WARNING

Must be installed by a licensed electrical contractor or licensed electrician only.

Product Dimensions: (mm)



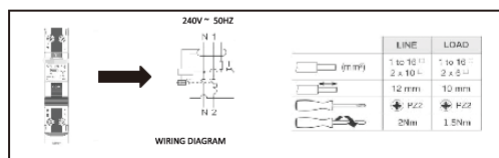
.4.

Electrical Connection Note:

1. An RCBO must be installed by a licensed electrical contractor or electrician only in accordance with national and local building regulations and the Australian and New Zealand wiring rules AS/NZS 3000 latest edition thereof
2. RCBO's must be verified by test as having been correctly installed on installation
 - With the RCBO energised, verify the RCBO function of the RCBO at least twice by operation of the test button or by use of special test equipment
 - In all cases, isolation of all switched poles shall be verified after the RCBO has operated to disconnect the designated circuit
 - Isolation of all poles shall be verified by voltage tests or, after removing supply, by continuity checks through each pole

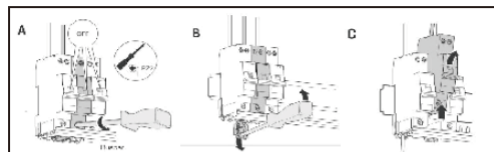
.5.

3. Ensure no power or electricity is connected during installation to avoid electric shock and N terminal can only be connected to neutral line
4. Don't connect live wire to live wire or live wire to neutral directly under any circumstances to avoid personal harm
5. Use 2.0N.m torque and make sure the wires are well tightened.
6. A wet hand is strictly forbidden during installation
7. Please use insulation protection for exposed wires or copper busbar to avoid short circuit



.6.

Removing RCBO from DIN rail ,after busbar is installed



© MICHENG ELECTRIC 2022 ALL RIGHTS RESERVED