



**SIMPLE**  
**RELIABLE**  
**AFFORDABLE**



# COMPANY PROFILE

Infinite Automation develop world-class technology and premium quality products in pursuit of our goal to automate and transform every property in Australia.

We design and supply certified automation products that offer safe and reliable solutions at an affordable price.

Installing Infinite Automation switches is a proven method of reducing unnecessary power consumption and limiting energy wastage.

Automation may reduce demand on appliances, increasing efficiency and extending life expectancy.

## About Us

Infinite Automation is a Melbourne based automation company.

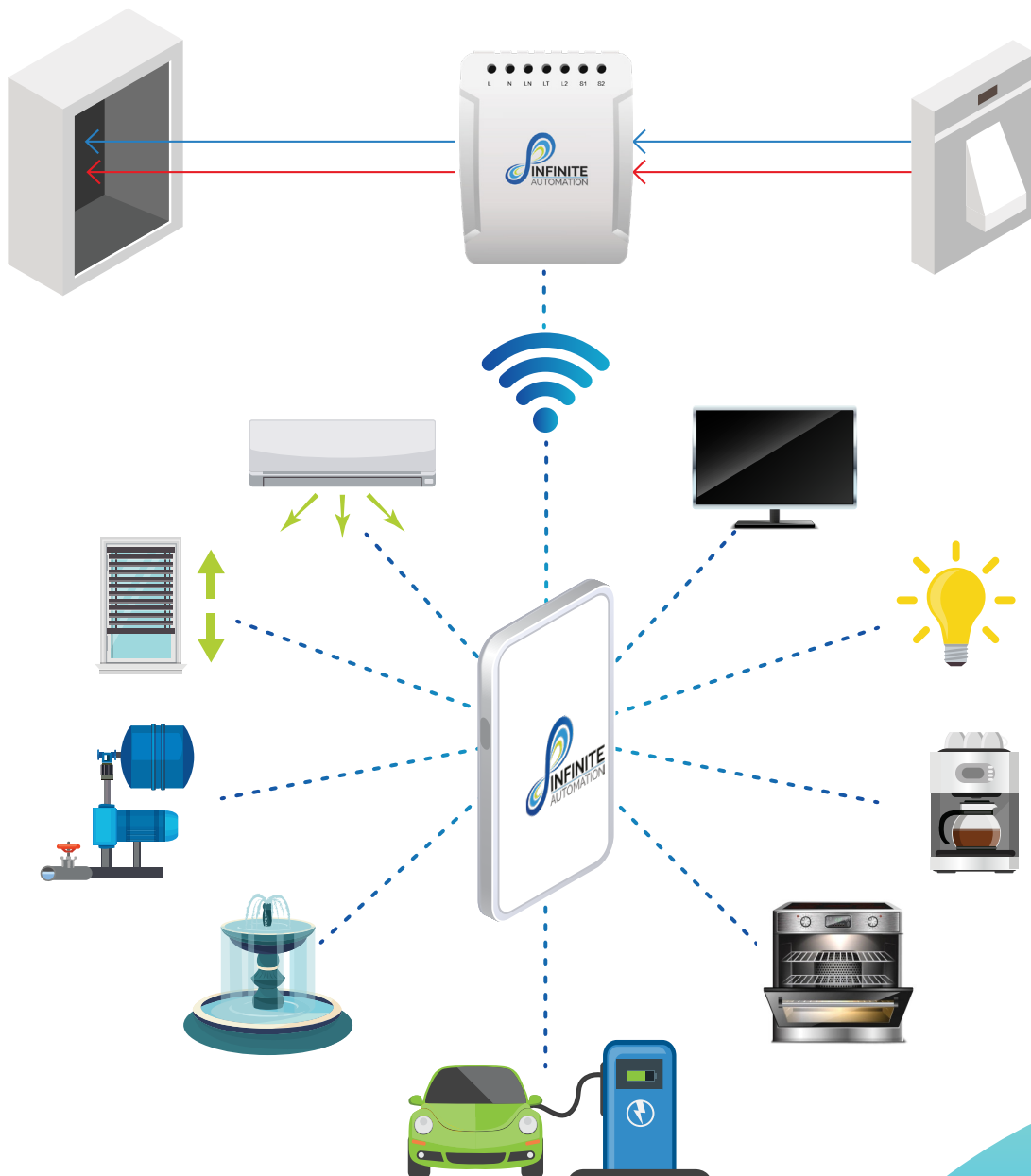
Our products are proudly Australian made.



# HOW IT WORKS

Infinite Automation switches allow the user to operate and automate most electrical appliances from their smartphone.

Our switches are designed for easy installation or retrofit to an existing switch-plate. They can be installed to "in-line applications" using our app as your switch. Motion and other sensors may also be interposed.



## Note :

Infinite Automation switches must be installed by an appropriately qualified, licensed electrician.



# Commercial Automation

For our commercial clients we can develop custom features to suit your precise needs.

We consult with you one-on-one to determine your requirements. Our A-Grade electricians will then evaluate your site to propose, design and install the complete solution.

Our commercial and business clients receive priority support including automation training as part of the installation.

# Home Automation

Our A-Grade electricians will consult with you one-on-one to evaluate, propose and install a complete solution.

We retrofit your existing switches and outlets and equip your home with a fully automated solution. Monitor and control your home power consumption with our fully featured app and even sync it up with your Alexa or Google Home.

It's easy – we supply and install everything you need.

# Automation for disabled

Infinite Automation is an Accredited NDIS provider.

Automation can significantly enhance the lives of individuals living with a disability whether they qualify for SDA (Specialist Disability Accommodation) and or SIL (Supported Independent Living).

Infinite Automation can work with NDIS recipients, carers and personnel to design and arrange installation of our products specifically targeted to people with all manner of disabilities. As the spectrum of disability is vast, one on one consultations are recommended.

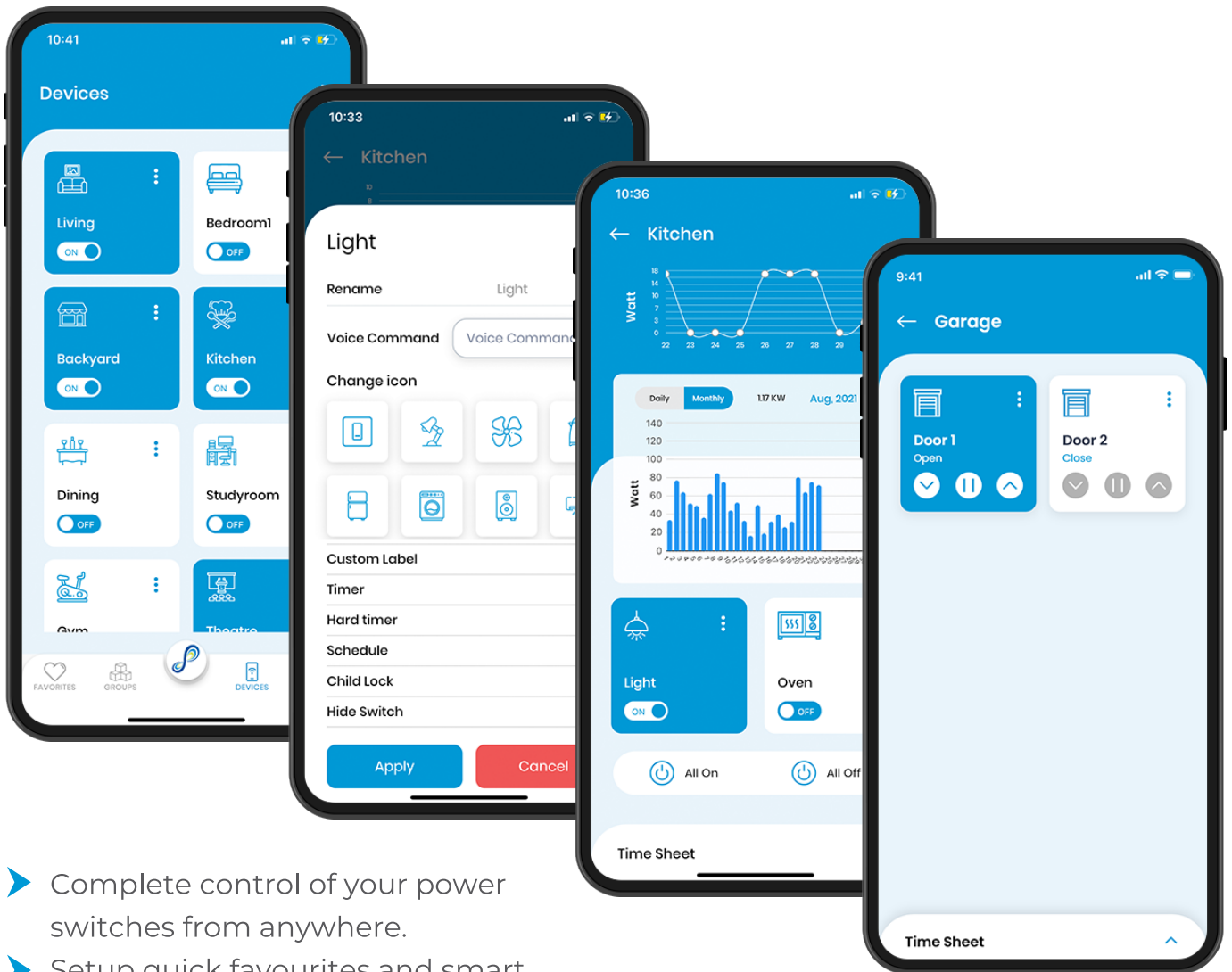
# Agriculture Automation

Increase profits and reduce labour costs by automating your agriculture practices.

Infinite Automation can combine solar energy and our automation switches to provide unique solutions for Power, Water (irrigation & drainage), Feeding, Fertilising over large areas.

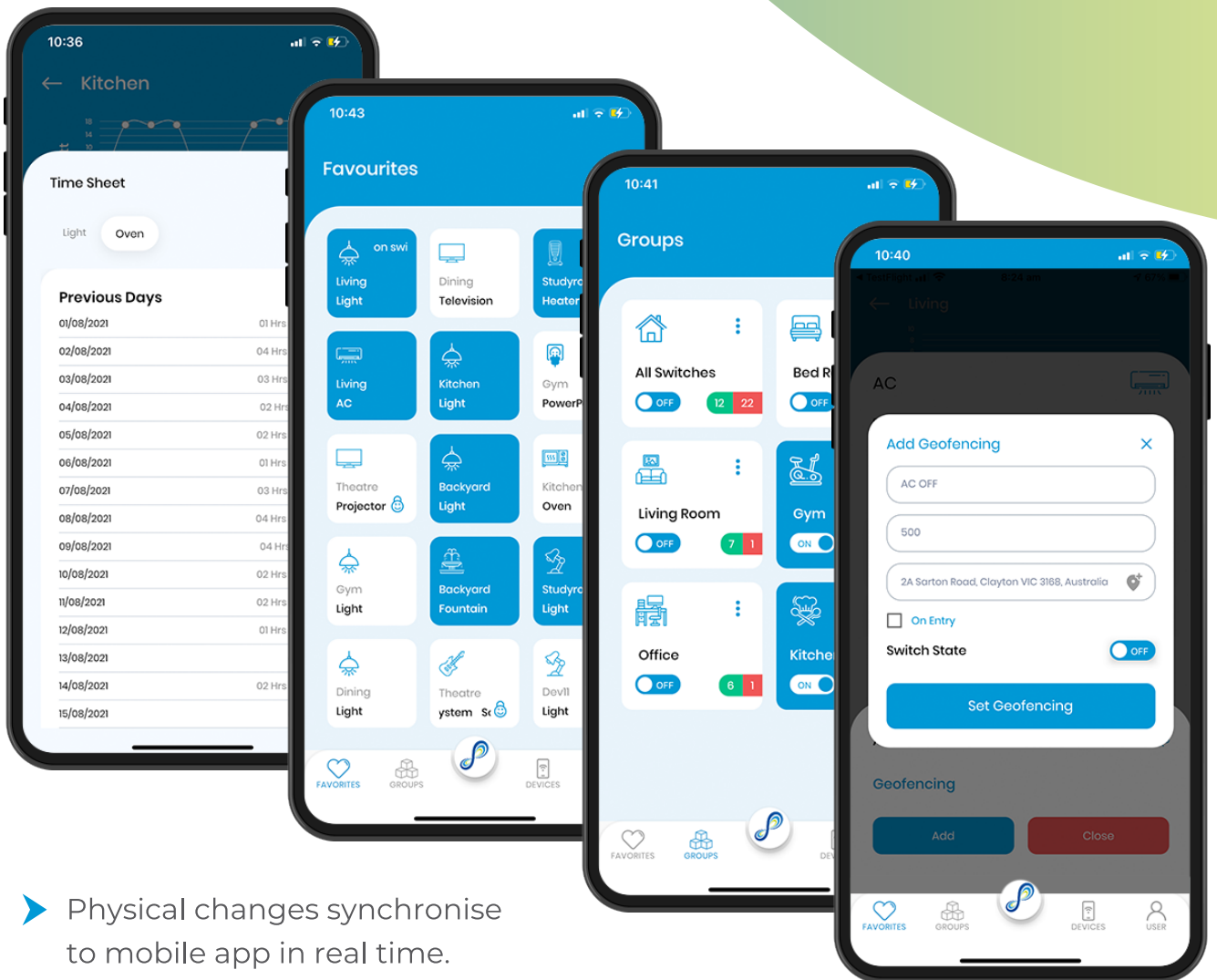
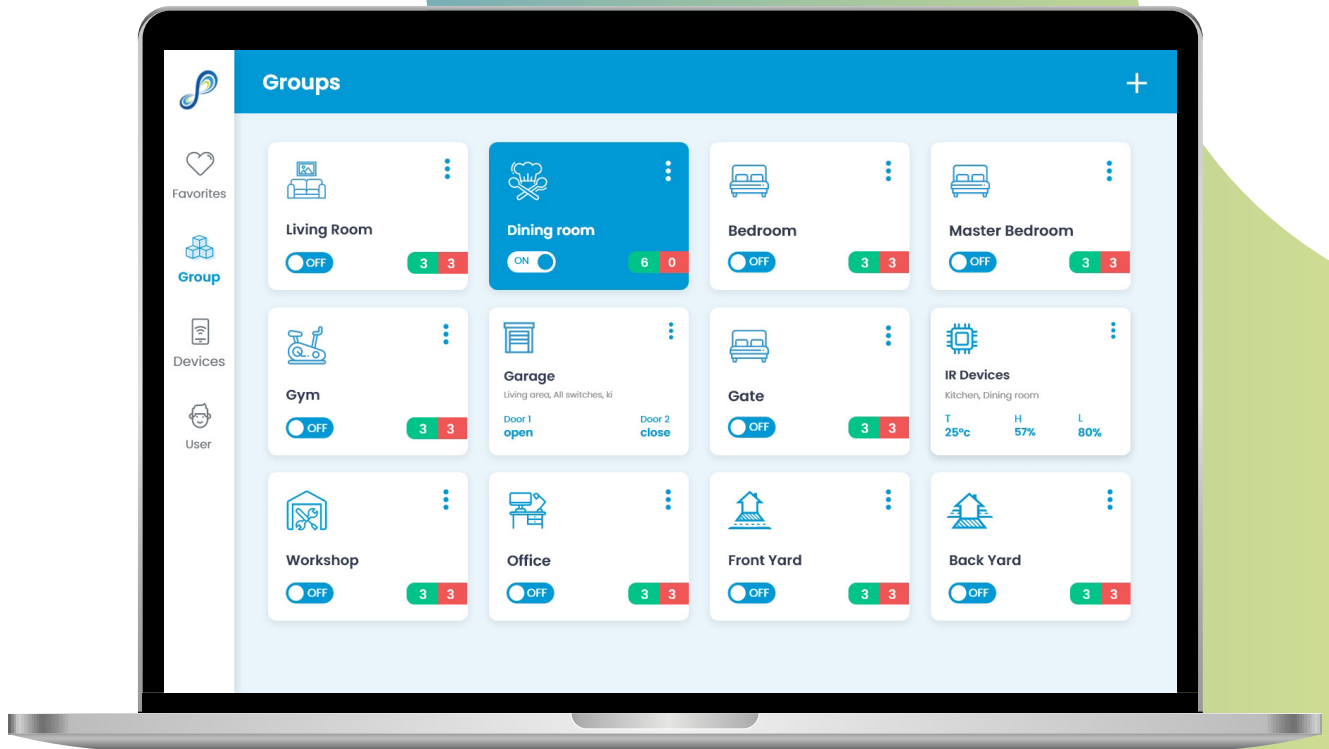


# APPLICATION FEATURES



- Complete control of your power switches from anywhere.
- Setup quick favourites and smart groups.
- Fully automate your home using Scheduler, Timer, Geofencing or Hard Timer.
- Monitor the live power consumption and past usage data from App.
- Application will sync and display the current switch status.
- All user displays will auto sync.
- Child Lock to enable hard locking the switch in ON or OFF mode.
- Custom label the ON/OFF Toggle for any switch.
- Use your existing physical switches or control via the app.





- Physical changes synchronise to mobile app in real time.
- Control and monitor the switches from Smartphone or Computer web browser.

# Our Hardware Devices



## Infinite Automation Smart Switch 10A (2 Gang)

This product will automate two circuits with up to a 10 Amp load. The switch is ideal for home automation applications such as lighting and electrical home appliances.

## Infinite Automation Smart Switch 20A

This product will automate a single circuit with up to a 20 Amp load. The switch is suitable for applications that require a heavier load capacity such as H-VAC and other industrial requirements. This switch may be used in combination with a contactor to initiate a connection for high current heavy load applications including 3 phase.







## Infinite Automation Dry Contact Switch (Garage Door)

This product will automate any application requiring pulse switching (dry contact) such as a garage door, self-opening gates or farm loading docks.

### Works on



iOS



Android



Web

### Compatible with



Amazon  
Alexa



Google  
Home



Proud Member



Registered NDIS  
Provider



WhiteHorse  
Business Group



# INNOVATION AUTOMATION RELAXATION

## CONTACT US

---



03 9069 2089



[info@infiniteautomation.com.au](mailto:info@infiniteautomation.com.au)



[www.infiniteautomation.com.au](http://www.infiniteautomation.com.au)

